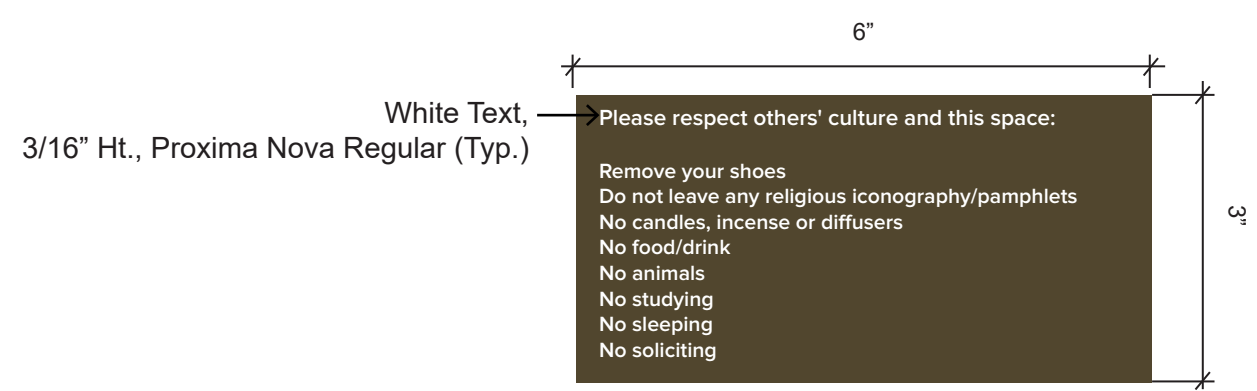


SIGNAGE LOCATED OUTSIDE ROOM



SIGN LOCATED INSIDE ROOM

SIGN SPECIFICATIONS

Sign Material: and Colors
Acrylic, 1/16" to match Matthews Acrylic Paint "Dark Bronze." Non-glare per ADA.
Text: Raised white. Non-glare per ADA.

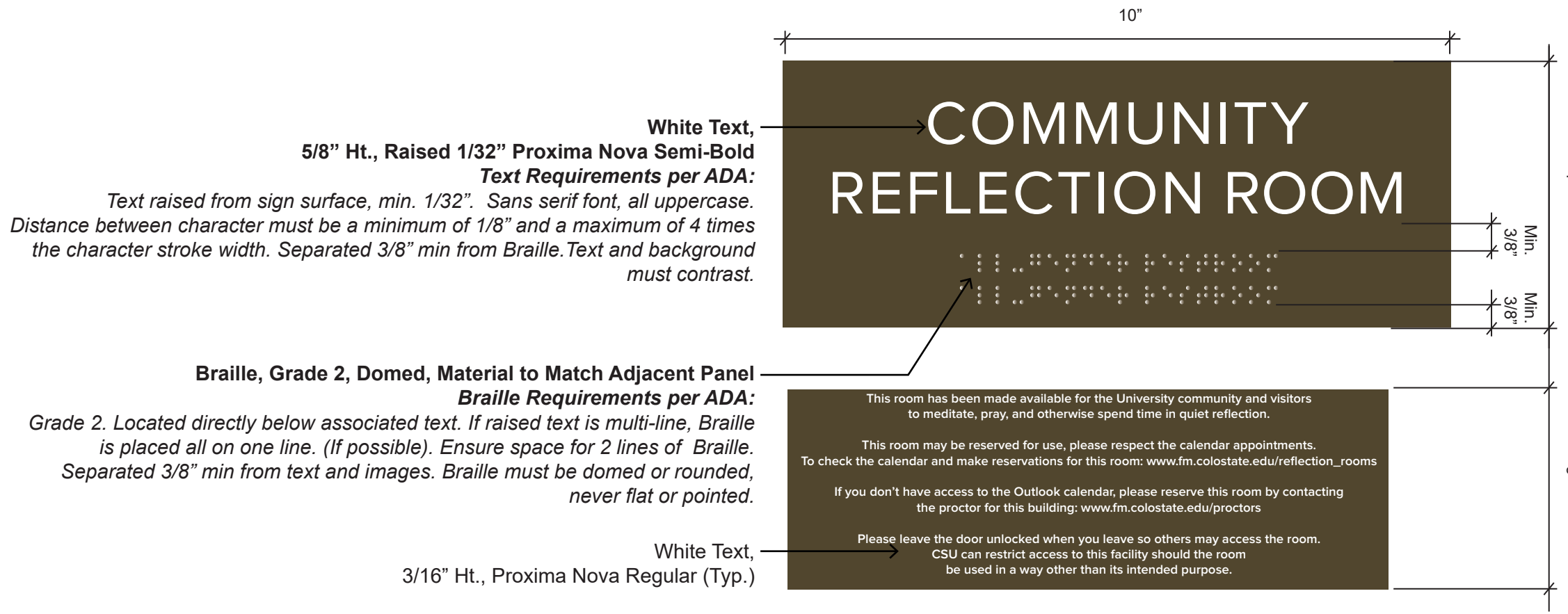
Fonts:
Proxima Nova.

NOTES:

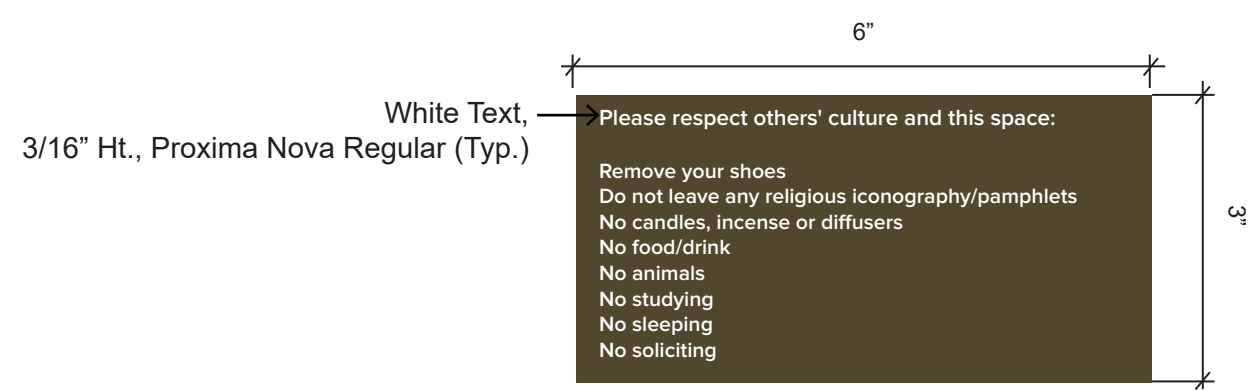
1. CSU Environmental graphic designer to provide EPS files for fabrication.
2. Contractor to provide shop drawings of all signs for review and approval by CSU Facilities Management Environmental Graphic Designer prior to fabrication and installation.
3. All signs are required. Signs shall not be combined as the website information listed on the smaller sign may need to be changed in the future. Signs to be located on outside of room.
4. Sign location: Braille shall be 60 inches maximum above the floor, measured to the baseline of the braille cells.
5. Braille graphics are for illustrative purposes only. Actual Braille to be composed by signage fabricator. All Braille text should be verified before fabrication.
6. Signage material, colors, and fonts may match existing or proposed interior signage system (as long as font meets ADA compliance). However, all symbols and wordings must follow this standard. Final design must be pre-approved by the CSU Inclusive Physical & Virtual Campus Committee before fabrication and installation.
7. Any deviations from these standards must be in accordance with the current Standards for Accessible Design per the American with Disabilities Act (ADA).
8. Sign location: Braille shall be 60 inches maximum above the floor, measured to the baseline of the braille cells.
9. Sign inside room should be located near light switch closest to entry door.
10. Installation varies per building and wall finish. Some walls will require fasteners instead of adhesive. Any fastener should not impede sign content. Paint fastener to match sign background.

CSU Interior Signage Standards: www.fm.colostate.edu/signage





SIGNAGE LOCATED OUTSIDE ROOM



SIGN LOCATED INSIDE ROOM

SIGN SPECIFICATIONS

Sign Material: and Colors
 Acrylic, 1/16" to match Matthews Acrylic Paint "Dark Bronze." Non-glare per ADA.
 Text: Raised white. Non-glare per ADA.

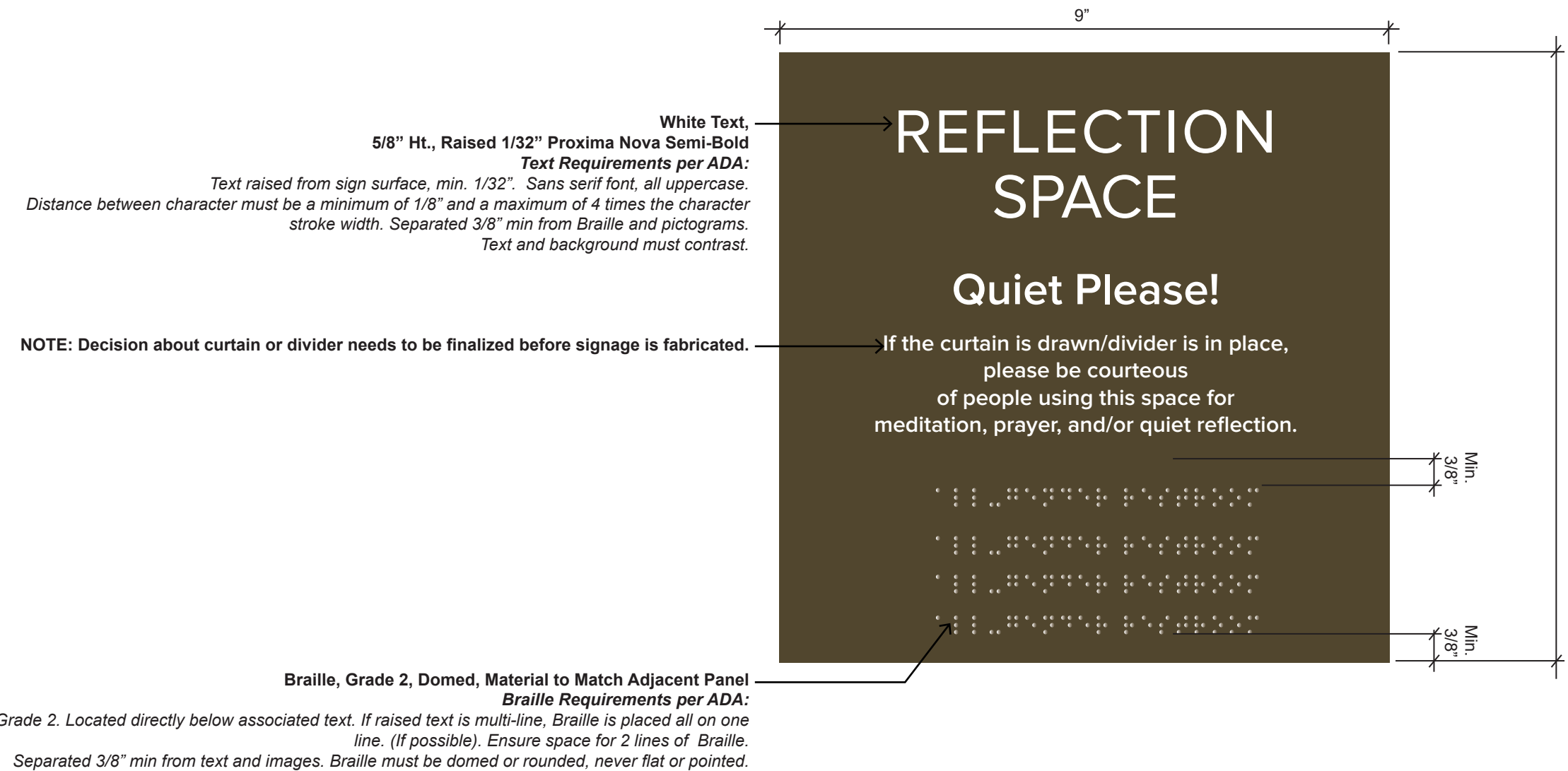
Fonts:
 Proxima Nova.

NOTES:

1. CSU Environmental graphic designer to provide EPS files for fabrication.
2. Contractor to provide shop drawings of all signs for review and approval by CSU Facilities Management Environmental Graphic Designer prior to fabrication and installation.
3. All signs are required. Signs shall not be combined as the website information listed on the smaller sign may need to be changed in the future. Signs to be located on outside of room.
4. Braille graphics are for illustrative purposes only. Actual Braille to be composed by signage fabricator. All Braille text should be verified before fabrication.
5. Signage material, colors, and fonts may match existing or proposed interior signage system (as long as font meets ADA compliance). However, all symbols and wordings must follow this standard. Final design must be pre-approved by the CSU Inclusive Physical & Virtual Campus Committee before fabrication and installation.
6. Any deviations from these standards must be in accordance with the current Standards for Accessible Design per the American with Disabilities Act (ADA).
7. Sign location: Braille shall be 60 inches maximum above the floor, measured to the baseline of the braille cells.
8. Sign inside room should be located near light switch closest to entry door.
9. Installation varies per building and wall finish. Some walls will require fasteners instead of adhesive. Any fastener should not impede sign content. Paint fastener to match sign background.

CSU Interior Signage Standards: www.fm.colostate.edu/signage





SIGN SPECIFICATIONS

Sign Material: and Colors
 Acrylic, 1/16" to match Matthews Acrylic Paint "Dark Bronze." Non-glare per ADA.
 Text: Raised white. Non-glare per ADA.

Fonts:
 Proxima Nova.

NOTES:

1. CSU Environmental graphic designer to provide EPS files for fabrication.
2. Contractor to provide shop drawings of all signs for review and approval by CSU Facilities Management Environmental Graphic Designer prior to fabrication and installation.
3. Braille graphics are for illustrative purposes only. Actual Braille to be composed by signage fabricator. All Braille text should be verified before fabrication.
4. Signage material, colors, and fonts may match existing or proposed interior signage system (as long as font meets ADA compliance). However, all symbols and wordings must follow this standard. Final design must be pre-approved by the CSU Inclusive Physical & Virtual Campus Committee before fabrication and installation.
5. Any deviations from these standards must be in accordance with the current Standards for Accessible Design per the American with Disabilities Act (ADA).
6. Sign location: Braille shall be 60 inches maximum above the floor, measured to the baseline of the braille cells.
7. Installation varies per building and wall finish. Some walls will require fasteners instead of adhesive. Any fastener should not impede sign content. Paint fastener to match sign background.

CSU Interior Signage Standards: www.fm.colostate.edu/signage

