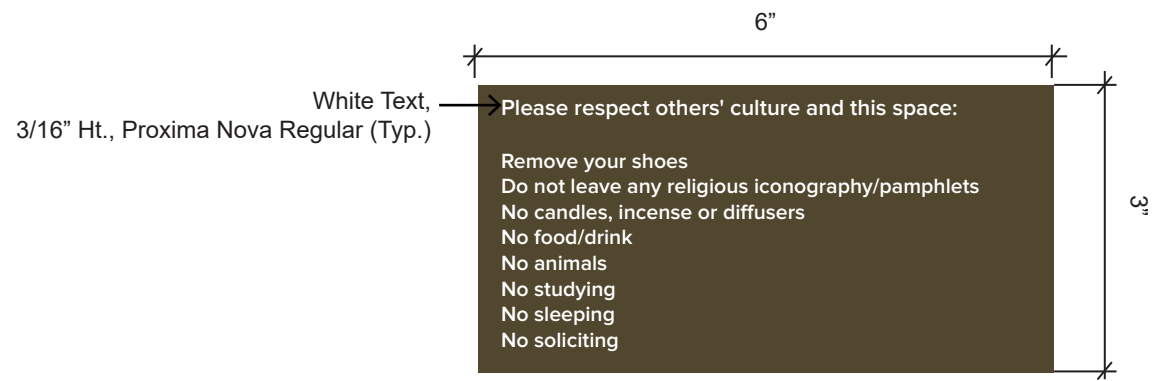


White Text, 5/8" Ht., Raised
Text Requirements per ADA:
 Text raised from sign surface, min. 1/32". Sans serif font, all uppercase. Distance between character must be a minimum of 1/8" and a maximum of 4 times the character stroke width. Separated 3/8" min from Braille. Text and background must contrast.

Braille, Grade 2, Domed, Material to Match Adjacent Panel
Braille Requirements per ADA:
 Grade 2. Located directly below associated text. If raised text is multi-line, Braille is placed all on one line. (If possible). Ensure space for 2 lines of Braille. Separated 3/8" min from text and images. Braille must be domed or rounded, never flat or pointed.

White Text, 3/16" Ht., Proxima Nova Regular (Typ.)

SIGNAGE LOCATED OUTSIDE ROOM



White Text, 3/16" Ht., Proxima Nova Regular (Typ.)

SIGN LOCATED INSIDE ROOM

SIGN SPECIFICATIONS

Sign Material and Colors:
 Acrylic, 1/8" th. Matches Rowmark "Dark Brown" 321-803
 See notes for information about different colors, materials and fonts. Matte surface.
 Pictograms and Text: White. Raised where required.

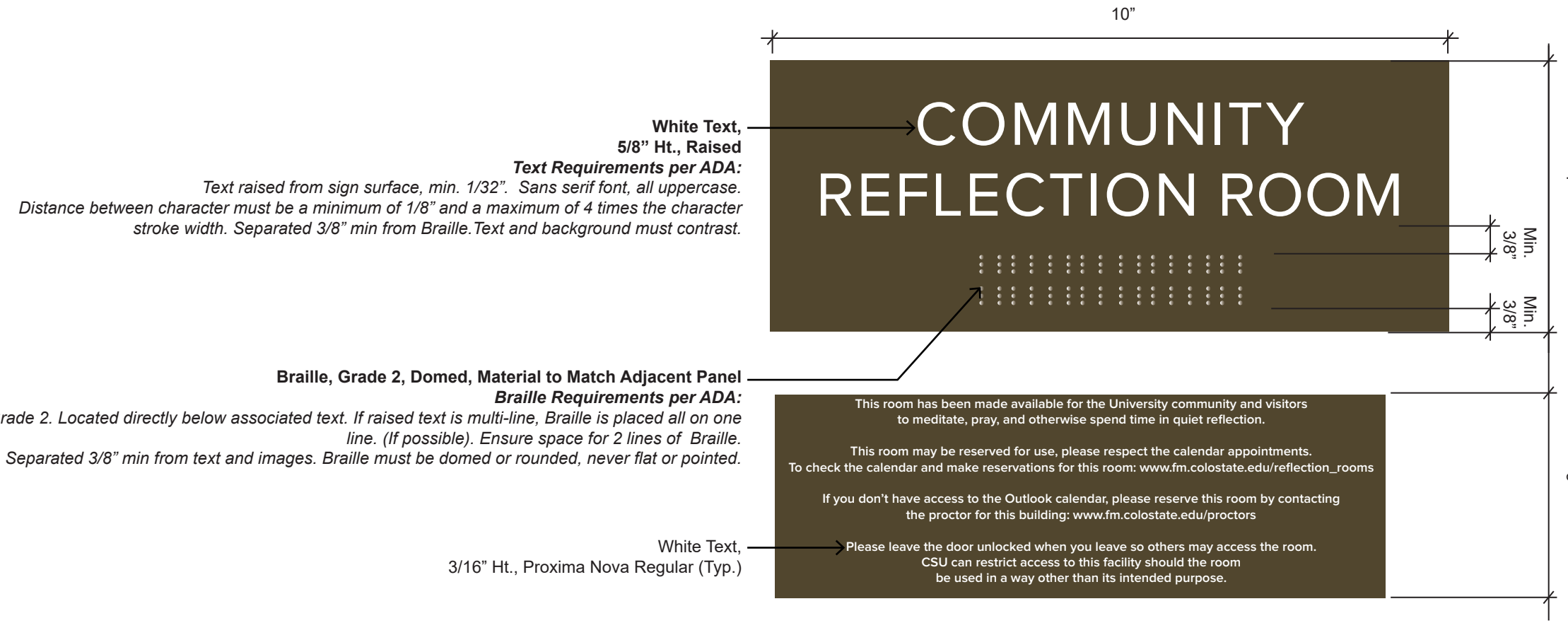
Fonts:
 Proxima Nova.

NOTES:

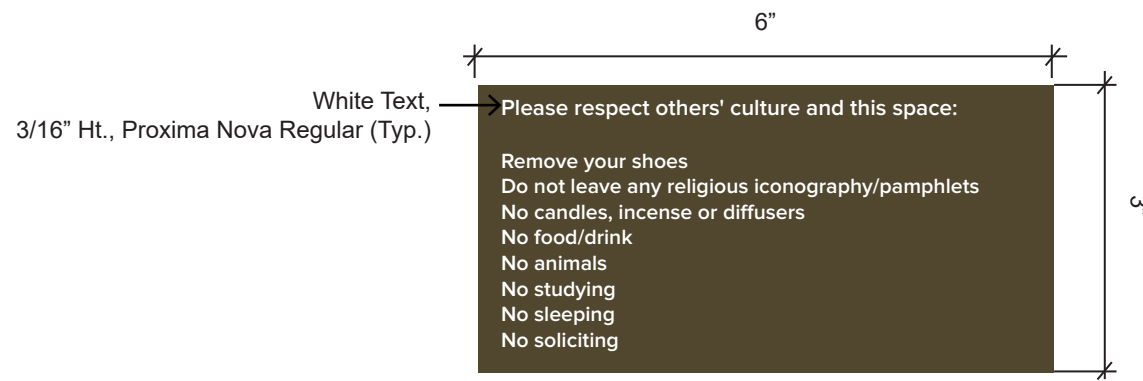
1. CSU Facilities Management Environmental Graphic Designer to provide EPS files for fabrication.
2. Contractor to provide shop drawings of all signs for review and approval by CSU Facilities Management Environmental Graphic Designer prior to fabrication and installation.
3. All signs are required. Signs shall not be combined as the website information listed on the smaller sign may need to be changed in the future.
4. Signage material, colors, and fonts may match existing or proposed interior signage system as long as these are in accordance with current OSA Adopted Codes and Standards for Accessible Design per the Americans with Disabilities Act (ADA). However, all symbols and wordings must follow this standard.
5. Any deviations from these standards must be in accordance with the current OSA Adopted Codes and Standards for Accessible Design per the ADA.
6. Signs shall be located to meet current OSA Adopted Codes and Standards for Accessible Design per the ADA.
7. Sign inside room should be located near light switch closest to entry door.
8. Installation varies per building and wall finish. Some walls will require fasteners instead of adhesive. Any fastener should not impede sign content. Paint fastener to match sign background.

CSU Interior Signage Standards:
www.fm.colostate.edu/constr_standards





SIGNAGE LOCATED OUTSIDE ROOM



SIGN LOCATED INSIDE ROOM

SIGN SPECIFICATIONS

Sign Material and Colors:
 Acrylic, 1/8" th. Matches Rowmark "Dark Brown" 321-803
 See notes for information about different colors, materials and fonts. Matte surface.
 Pictograms and Text: White. Raised where required.

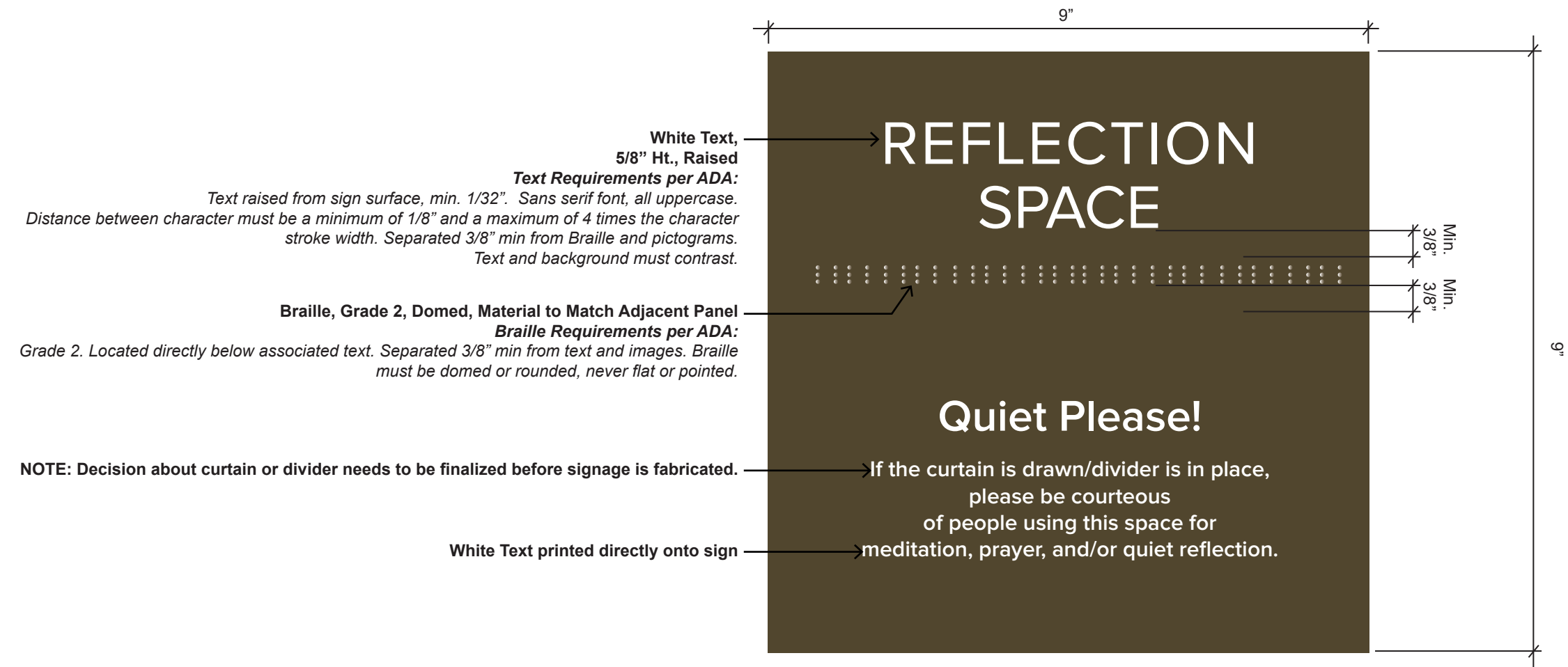
Fonts:
 Proxima Nova.

NOTES:

1. CSU Facilities Management Environmental Graphic Designer to provide EPS files for fabrication.
2. Contractor to provide shop drawings of all signs for review and approval by CSU Facilities Management Environmental Graphic Designer prior to fabrication and installation.
3. All signs are required. Signs shall not be combined as the website information listed on the smaller sign may need to be changed in the future.
4. Signage material, colors, and fonts may match existing or proposed interior signage system as long as these are in accordance with current OSA Adopted Codes and Standards for Accessible Design per the Americans with Disabilities Act (ADA). However, all symbols and wordings must follow this standard.
5. Any deviations from these standards must be in accordance with the current OSA Adopted Codes and Standards for Accessible Design per the ADA.
6. Signs shall be located to meet current OSA Adopted Codes and Standards for Accessible Design per the ADA.
7. Sign inside room should be located near light switch closest to entry door.
8. Installation varies per building and wall finish. Some walls will require fasteners instead of adhesive. Any fastener should not impede sign content. Paint fastener to match sign background.

CSU Interior Signage Standards:
www.fm.colostate.edu/constr_standards





SIGN SPECIFICATIONS

Sign Material and Colors:
 Acrylic, 1/8" th. Matches Rowmark "Dark Brown" 321-803
 See notes for information about different colors, materials and fonts. Matte surface.
 Pictograms and Text: White. Raised where required.

Fonts:
 Proxima Nova.

NOTES:

1. CSU Facilities Management Environmental Graphic Designer to provide EPS files for fabrication.
2. Contractor to provide shop drawings of all signs for review and approval by CSU Facilities Management Environmental Graphic Designer prior to fabrication and installation.
3. Braille graphics are for illustrative purposes only. Actual Braille to be composed by signage fabricator. All Braille text should be verified before fabrication.
4. Signage material, colors, and fonts may match existing or proposed interior signage system as long as these are in accordance with current OSA Adopted Codes and Standards for Accessible Design per the Americans with Disabilities Act (ADA). However, all symbols and wordings must follow this standard.
5. Any deviations from these standards must be in accordance with the current OSA Adopted Codes and Standards for Accessible Design per the ADA.
6. Signs shall be located to meet current OSA Adopted Codes and Standards for Accessible Design per the ADA.
7. Installation varies per building and wall finish. Some walls will require fasteners instead of adhesive. Any fastener should not impede sign content. Paint fastener to match sign background.

CSU Interior Signage Standards:
www.fm.colostate.edu/constr_standards

